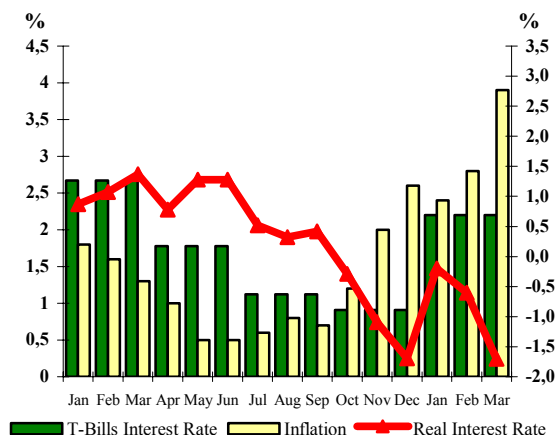


HELLENIC REPUBLIC PUBLIC DEBT BULLETIN

Inflation and Interest Rates of 12-month T-Bills for the period (Mar. 09 – Mar. 10)



57

March 2010

Note:

The monthly real interest rate is defined as the difference between the 12-month T-Bill interest rate (prevailing at the end of the month) and the inflation rate.

The real interest rate is depicted on the right vertical axis, while the inflation rate and the 12-month interest rate on the left vertical axis.

A. Public Debt (Central Government)⁵

Composition of Central Government Debt (amounts in million euro)*		
	31/12/2009 ¹	31/03/2010 ¹
Outstanding Central Government Debt	298,524.20	310,384.06
A. Fixed rate^{2,3}	75.4%	75.8%
Floating rate^{3,4}	24.6%	24.2%
B. Tradable	94.8%	95.1%
Non-Tradable	5.2%	4.9%
C. Euro	99.6%	99.6%
Non-euro zone currencies	0.4%	0.4%
Cash Deposits of the H.R. (million euro)	1,101.6	7,159.8

1. Including securitization.

2. Including short-term debt.

3. As of 1-1-2004 the fixed/floating participation is calculated including Interest Rate Swap transactions.

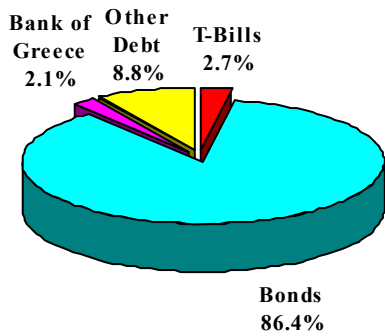
4. Due to a change in methodology, as of 31/12/2007 index-linked bonds are classified as floating rate bonds.

5. Central Government Debt differs from General Government Debt (Maastricht definition) by the amount of intra-sectoral debt holdings and other ESA '95 adjustments.

* Estimates

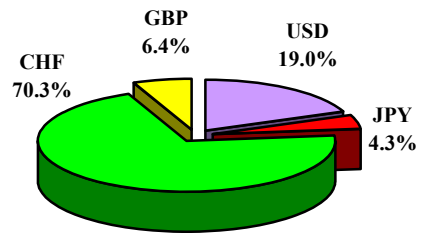
MINISTRY OF FINANCE
GENERAL DIRECTORATE OF THE TREASURY AND THE BUDGET
PUBLIC DEBT DIRECTORATE
CONTACT PERSON: G. FLORATOS – DEPUTY DIRECTOR
TEL.+30 210 33 38 451 +30 210 33 38 334 - +30 210 33 38 324 - FAX: +30 210 33 38 205
Internet address: <http://www.mof-glk.gr>, e-mail address: pubdebt@mof-glk.gr
Reuters: GR/FINMIN01 Bloomberg: GRMF

Composition of euro denominated Central Government Debt on 31/03/2010*



*Estimates

Composition of non-euro zone currency Central Government Debt on 31/03/2010*



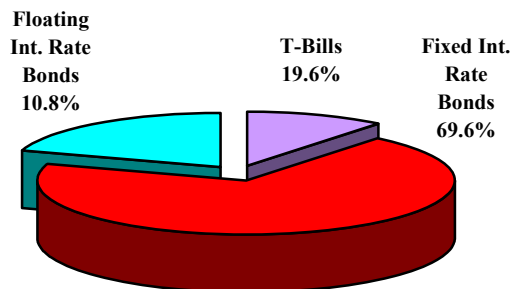
* Estimates

Outstanding volume of Greek State Guarantees (millions of euro)		
	31/12/2009*	31/03/2010*
Outstanding guaranteed debt	25,851.7	25,749.4

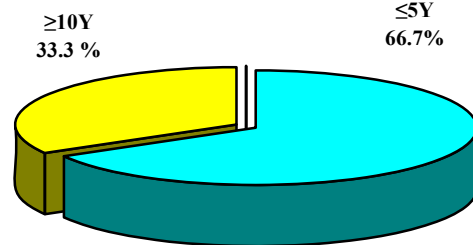
* Estimates

B. New Borrowing¹ (Jan. – Mar. 2010)

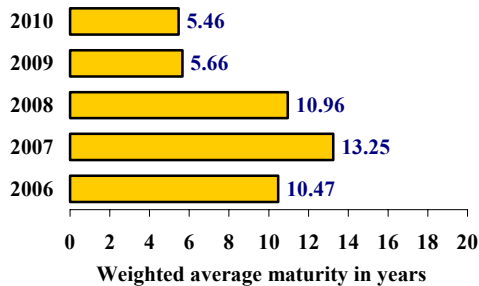
Composition of Government securities issued in the period Jan. – Mar. 2010



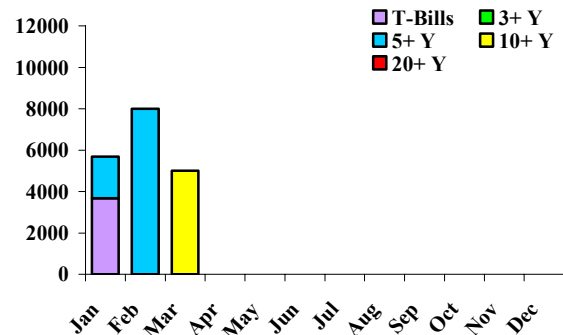
Composition of Government bonds issued in 2010, by initial maturity



Weighted average maturity of Government securities (new borrowing)



Issuance activity in 2010, by month



1. Not including international bond issues.

C. Primary and Secondary Market of Greek Government Securities

1. Issuance Calendar of Greek Government securities

A. Auction Calendar for April 2010

April	20/04/2010	13-weeks T-Bill (ACT/360)
	13/04/2010	26-weeks T-Bill (ACT/360)
	13/04/2010	52-weeks T-Bill (ACT/360)

2. Auction Results (Jan. – Mar. 10)

Auction	ISIN	Maturity	Auction Amount (€ mn)	Offered Amount (€ mn)	Amount Issued (€ mn)	Price	Yield
T-Bills							
19-01-10	GR0000075755	23-04-10	1,200	3,870	1,585	99.580%	1.67%
12-01-10	GR0002073360	16-07-10	800	3,894	1,040	99.305%	1.38%
12-01-10	GR0004109352	14-01-11	800	2,442	1,040	97.820%	2.20%

2. Syndicated, Special Purpose & Other Issues (Jan. – Mar. 10)

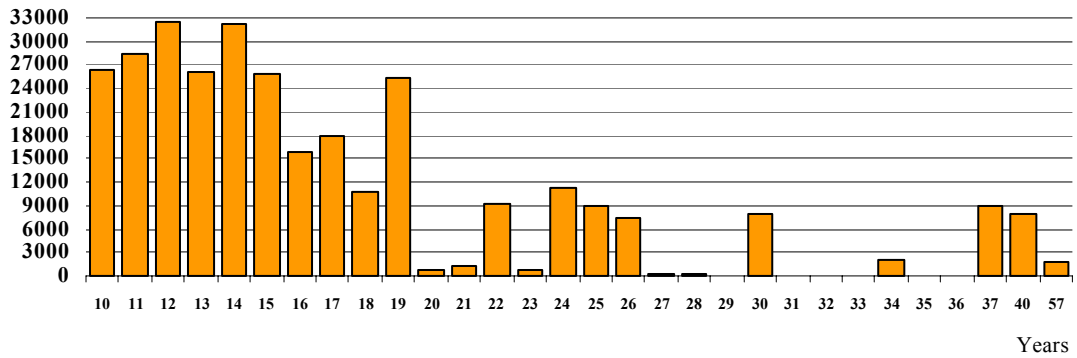
Bonds						
Record date	ISIN	Tenor	Maturity	Amount Issued (€ mln)	Coupon	
04/01/2010	GR0514020172	5Y	04/02/2015	2,020	6M Euribor + 2.50%	
02/02/2010	GR0114023485	5Y	20/08/2015	8,000	6.10%	
11/03/2010	GR0124032666	10Y	19/06/2020	5,000	6.25%	

4. Central Government Debt by residual maturity (amounts in million euro)

	31/12/2009	%	31/03/2010	%
Total volume	298,524.2	100.0%	310,383.8	100.0%
of which:				
short-term (up to 1 year)	30,433.4	10.2%	37,067.7	11.9%
medium-term (1 to 5 years)	118,074.2	39.6%	110,397.4	35.6%
long-term (more than 5 years)	150,016.6	50.2%	162,918.7	52.5%

Weighted average residual maturity of Central Government Debt on 31/03/10: 7.65 years

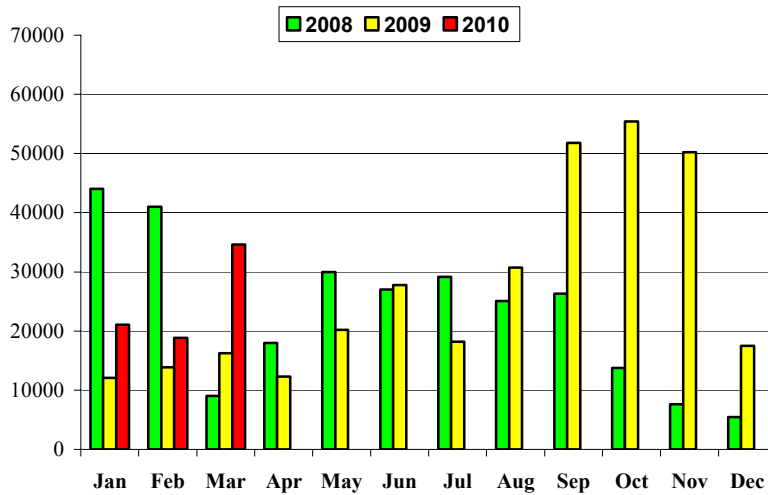
5. Redemption schedule of Central Government Debt on 31/03/2010 (amounts in million euro)



Notes:

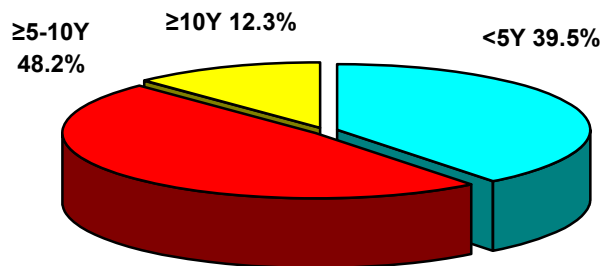
1. Large scale buy-backs are scheduled for the smoothening of redemptions.

6. Monthly volume of transactions on Greek Government securities in the Electronic Secondary Market (HDAT) (Jan. 08 – Mar. 10) (amounts in million euro)



Source: Bank of Greece, HDAT

7. Volume of transactions in HDAT – 1st Quarter 2010 (by residual maturity of Government securities)



Source: Bank of Greece, HDAT

Note:

Public Debt data for each quarter will be announced no later than 50 days after the end of the reference quarter.