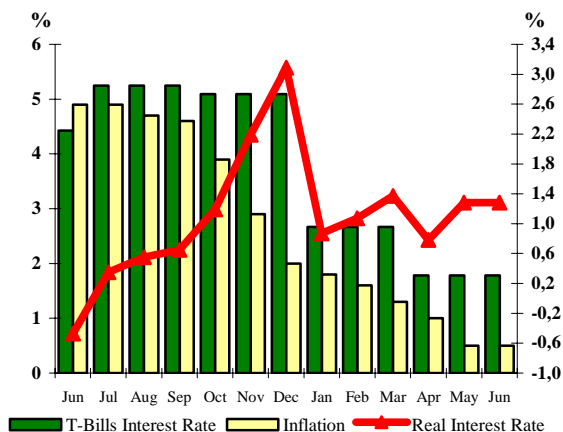


HELLENIC REPUBLIC PUBLIC DEBT BULLETIN

**Inflation and Interest Rates of 12-month T-Bills
for the period (June 08 – June 09)**



54

June 2009

Note:

The monthly real interest rate is defined as the difference between the 12-month T-Bill interest rate (prevailing at the end of the month) and the inflation rate.

The real interest rate is depicted on the right vertical axis, while the inflation rate and the 12-month interest rate on the left vertical axis.

A. Public Debt (Central Government)

Composition of Central Government Debt (amounts in million euro)*

	31/03/2009 ¹	30/06/2009 ¹
Outstanding Central Government Debt	282.071,00	292.306,45
A. Fixed rate^{2,3}	74,6%	74,6%
Floating rate^{3,4}	25,4%	25,4%
B. Tradable	93,1%	92,8%
Non-Tradable	6,9%	7,2%
C. Euro	99,4%	99,6%
Non-euro zone currencies	0,6%	0,4%

Cash Deposits of the H.R. (million euro)	15.956,2	9.555,0
-------------------------------------------------	-----------------	----------------

1. Including securitization.

2. Including short-term debt.

3. As of 1-1-2004 the fixed/floating participation is calculated including Interest Rate Swap transactions.

4. Due to a change in methodology, as of 31/12/2007 index-linked bonds are classified as floating rate bonds.

* Estimates

**MINISTRY OF ECONOMY AND FINANCE
GENERAL DIRECTORATE
OF THE TREASURY AND THE BUDGET
PUBLIC DEBT DIRECTORATE**

CONTACT PERSON: G. FLORATOS – DEPUTY DIRECTOR

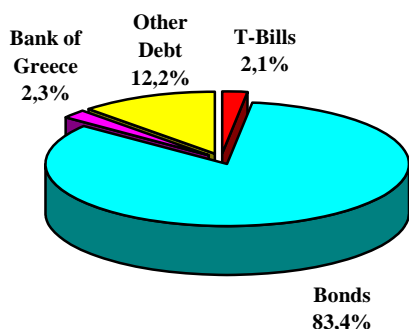
TEL. +30 210 33 38 451 +30 210 33 38 334 - +30 210 33 38 324 - FAX: +30 210 33 38 205

Internet address: <http://www.mof-glk.gr>

e-mail address: pubdebt@mof-glk.gr

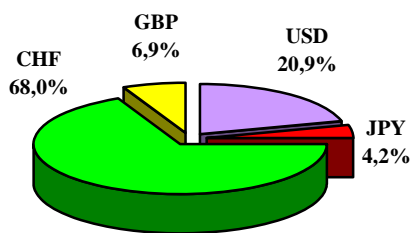
Reuters: GR/FINMIN01 Bloomberg: GRMF

Composition of euro denominated Central Government Debt on 30/06/2009*



*Estimates

Composition of non-euro zone currency Central Government Debt on 30/06/2009*



* Estimates

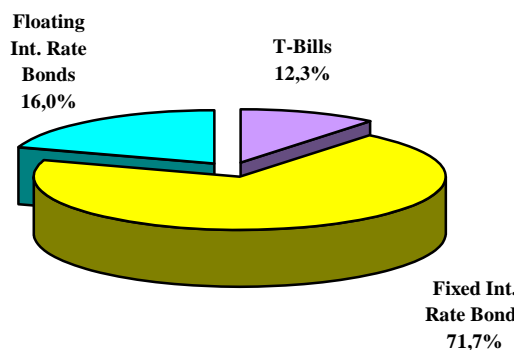
Outstanding volume of Greek State Guarantees (millions of euro)

	31/03/2009*	30/06/2009*
Outstanding guaranteed debt	24.704,6	26.909,6

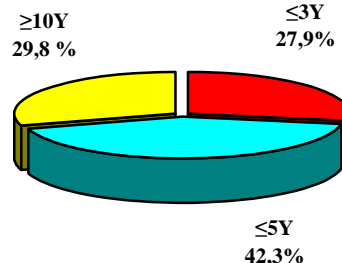
* Estimates

B. New Borrowing¹ (Jan. – June 2009)

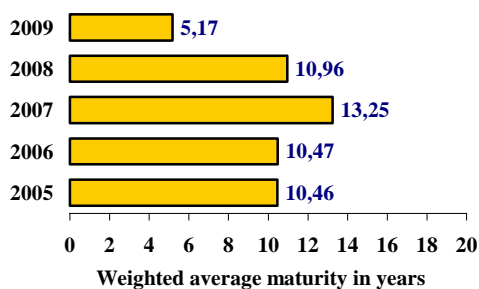
Composition of Government securities issued in the period Jan. – June 2009



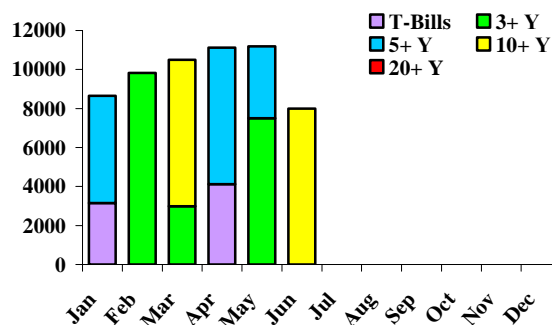
Composition of Government bonds issued in 2009, by initial maturity



Weighted average maturity of Government securities (new borrowing)



Issuance activity in 2009, by month



1. Not including international bond issues.

C. Primary and Secondary Market of Greek Government Securities

1. Issuance Calendar of Greek Government securities

A. Auction Calendar for July 2009

July	21/07/2009	13-weeks T-Bill (ACT/360)
	14/07/2009	26-weeks T-Bill (ACT/360)
	14/07/2009	52-weeks T-Bill (ACT/360)

2. Auction Results (Apr. – June 09)

Auction	ISIN	Maturity	Auction Amount (€mn)	Offered Amount (€mn)	Amount Issued (€mn)	Price	Yield
T-Bills							
14-04-09	GR0000072729	21-07-09	1.300	3.565	2.080	99,685%	1,25%
07-04-09	GR0002070333	13-10-09	700	3.702	1.055	99,260%	1,48%
07-04-09	GR0004106325	13-04-10	700	3.017	985	98,230%	1,78%

2. Syndicated, Special Purpose & Other Issues (Apr. – June 09)

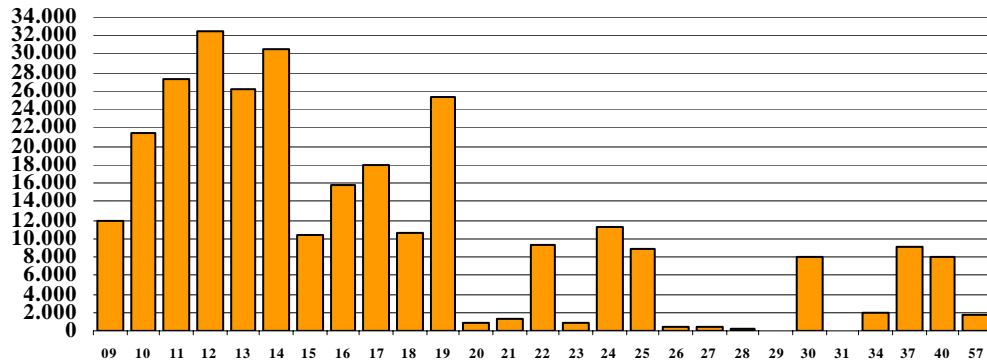
Bonds						
Record date	ISIN	Tenor	Maturity	Amount Issued (€mln)	Coupon	
07/04/2009	GR0114022479	5Y	20/08/2014	7.000	5,50%	
05/05/2009	GR0110021236	3Y	20/03/2012	7.500	4,30%	
21/05/2009	GR0514017145	5Y	21/05/2014	3.690,29	6M Euribor + 1,3%	
10/06/2009	GR0124031650	10Y	19/07/2019	8.000	6,00%	

4. Central Government Debt by residual maturity (amounts in million euro)

	31/03/2009	%	30/06/2009	%
Total volume	282.071,0	100,0%	292.306,4	100,0%
of which:				
short-term (up to 1 year)	30.848,8	11,0%	32.449,7	11,1%
medium-term (1to 5 years)	101.642,0	36,0%	104.298,9	35,7%
long-term (more than 5 years)	149.580,2	53,0%	155.557,8	53,2%

Weighted average residual maturity of Central Government Debt on 30/06/09: 8,16 years

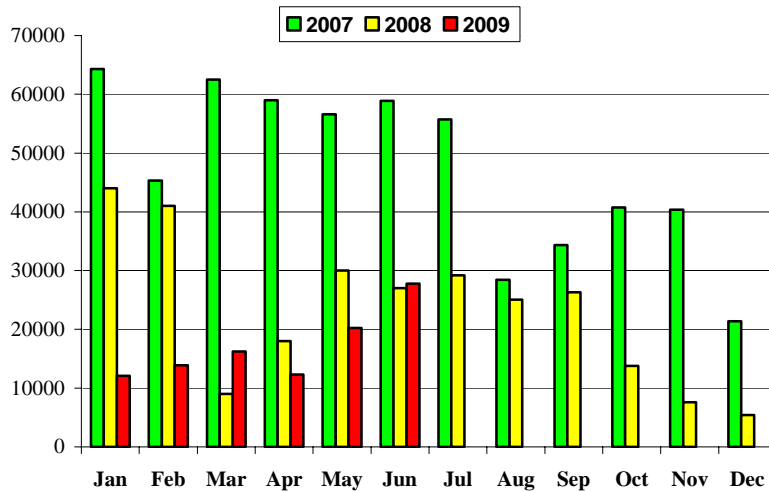
5. Redemption schedule of Central Government Debt on 30/06/2009 (amounts in million euro)



Notes:

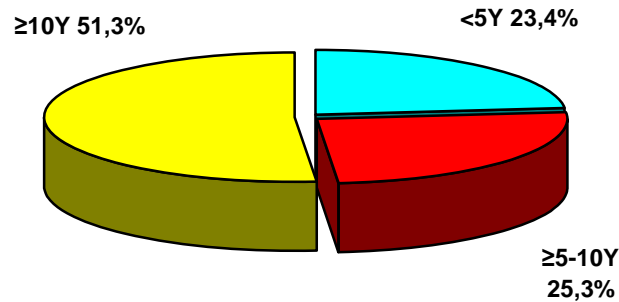
1. Large scale buy-backs are scheduled for the smoothening of redemptions.

6. Monthly volume of transactions on Greek Government securities in the Electronic Secondary Market (HDAT) (Jan. 07 – June 09) (amounts in million euro)



Source: Bank of Greece, HDAT

7. Volume of transactions in HDAT – 2nd Quarter 2009 (by residual maturity of Government securities)



Source: Bank of Greece, HDAT

Note:

Public Debt data for each quarter will be announced no later than 50 days after the end of the reference quarter.